


Sing, Buzz, Play - all keys

Brad Edwards
Version: 8/7/23

1. Sing (use 'ah').
2. Buzz (gliss between notes).
3. Sing the dotted slur (use 'ah,').
4. Play (no tongue)







5. Sing the the notes under the dotted slur while moving your slide (or fingering).
6. Play through the (descending) circle of fifths (no tongue)
You may transpose octaves as needed/desired.







7. (Optional) Tack on a creative ending of about two measures.



Sing, Buzz, Play - all keys



① a.  b. 



② a.  b. 



③ a.  b. 

④ a.  b. 



⑤ a.  b. 



⑥ a.  b. 



⑦ a.  b. 



⑧ a.  b. 



Sing, Buzz, Play - all keys



9 a.  b. 



10 a.  b. 



11 a.  b. 

12 a.  b. 

13 a.  b. 



14 a.  b. 

15 a.  b. 



16 a.  b. 

Sing, Buzz, Play - all keys



17

a.  b. 



18

a.  b. 

19

a.  b. 

20

a.  b. 

Sing, Buzz, Play - all keys

Here are the same patterns without staff lines. Numbers represent scale degrees. Remember to do in **both major and minor** (using melodic minor).

①

1 2 3 4 5 4 3 2 1

②

1 7 1 2 3 4 5 4 3 2 1

③

1 2 3 4 5 6 5 6 7 1

④

1 7 6 5 4 6 5 4 3 2 1

⑤

1 3 5 1 5 3 2 1

⑥

1 7 1 3 5 6 5 7 2 7 1

⑦

1 2 1 7 1 5 4 3 2 1

⑧

1 2 1 7 1 3 5 7 1 2 1

⑨

1 2 1 7 1 6 5 3 2 5 1

⑩

1 3 5 4 3 5 1 7 1 5 3 2 1

Sing, Buzz, Play - all keys

11

Musical notation for exercise 11, consisting of three measures. The first measure contains four eighth notes with fingerings 1, 3, 5, 3. The second measure contains four eighth notes with fingerings 4, 2, 3, 2. The third measure contains a quarter note with fingering 7, a quarter note with fingering 5, and a half note with fingering 1.

12

Musical notation for exercise 12, consisting of three measures. The first measure contains four eighth notes with fingerings 1, 7, 2, 7. The second measure contains four eighth notes with fingerings 1, 6, 5, 4. The third measure contains four eighth notes with fingerings 3, 5, 4, 2, followed by a half note with fingering 1.

13

Musical notation for exercise 13, consisting of three measures. The first measure contains four eighth notes with fingerings 5, 1, 7, 5. The second measure contains four eighth notes with fingerings 6, 4, 5, 3. The third measure contains four eighth notes with fingerings 4, 6, 5, 7, followed by a half note with fingering 1.

14

Musical notation for exercise 14, consisting of three measures. The first measure contains four eighth notes with fingerings 5, 3, 1, 3. The second measure contains four eighth notes with fingerings 5, 6, 5, 7. The third measure contains four eighth notes with fingerings 2, 7, 5, 7, followed by a half note with fingering 1.

15

Musical notation for exercise 15, consisting of three measures. The first measure contains four eighth notes with fingerings 1, 5, 3, 5. The second measure contains four eighth notes with fingerings 6, 4, 5, 3. The third measure contains four eighth notes with fingerings 4, 2, 1, 7, followed by a half note with fingering 1.

16

Musical notation for exercise 16, consisting of three measures. The first measure contains four eighth notes with fingerings 5, 6, 5, 7. The second measure contains four eighth notes with fingerings 1, 3, 5, 1. The third measure contains four eighth notes with fingerings 3, 5, 4, 2, followed by a half note with fingering 1.

17

Musical notation for exercise 17, consisting of three measures. The first measure contains four eighth notes with fingerings 3, 2, 1, 3. The second measure contains four eighth notes with fingerings 5, 4, 3, 5. The third measure contains four eighth notes with fingerings 7, 1, 2, 7, followed by a half note with fingering 1.

18

Musical notation for exercise 18, consisting of three measures. The first measure contains four eighth notes with fingerings 3, 4, 5, 6. The second measure contains four eighth notes with fingerings 5, 7, 1, 5. The third measure contains four eighth notes with fingerings 6, 4, 2, 7, followed by a half note with fingering 1.

19

Musical notation for exercise 19, consisting of three measures. The first measure contains four eighth notes with fingerings 3, 5, 1, 7. The second measure contains four eighth notes with fingerings 1, 5, 3, 4. The third measure contains four eighth notes with fingerings 6, 5, 7, 2, followed by a half note with fingering 1.

20

Musical notation for exercise 20, consisting of three measures. The first measure contains four eighth notes with fingerings 3, 2, 1, 4. The second measure contains four eighth notes with fingerings 6, 4, 5, 7, with an asterisk above the 4th note. The third measure contains four eighth notes with fingerings 2, 1, 5, 3, followed by a half note with fingering 1.

* raise degree 4 a half step here