


**Exercises for the 2025 ABODA
All-State Band Audition Etude - Trombone**
Brad Edwards - Arizona State University

Etude #3 - *Allegretto, ma non troppo*

The term, "*ma non troppo*" but "but not too much. I guess this means "not too fast" but this seems odd to me given that a metronome marking is given.

3a. This key (C minor) provides a great opportunity to use D in lowered 4th. When you are traveling between E-flat and C, the D in 4th makes a great position for that passing tone. Try this exercise.




3b. This etude uses an odd arpeggio made up of all minor thirds. This is called a *fully diminished* arpeggio. Here it is written out.




You see this written out directly in mm. 3 and 7. Repeat these a few times to get used to them.



3c. Mm. 14-15 are surprisingly tricky given the dynamic and the odd *marcato* marking. Playing cleanly at this dynamic and tempo aren't easy on the trombone. Practice it a bit at half speed to get used to it. In this case, I prefer to play the C with the valve.



3d. To me, the trickiest part of this passage is the quick leap from C to G. This exercise isolates that. Mentally (and this may sound strange), be sure to focus on the G before thinking about the C above it. Don't get ahead of yourself.



3e. In m. 3 and m. 17, you must leap quickly to G4 (the G above middle C). Remember that this note is naturally flat and should be played in sharp 2nd position.



3f. These two measures are the most awkward of the etude and will require a lot of slow practice!

